


# FLASH UNITS QLH and CLH series

# Printex<sup>UE</sup>



- A brand name quartz heater
- Electronic power control
- Pallet temperature control
- 3 heating zones (all combination)
- Intelligent power control for nominal Current minimalisation

- Automatic and manual Mode
- Screen holder or Stand alone mounting
- Tunnel heater mode

QLH and CLH series flash units were designed for efficient work with automatic carousels . Rapid and proper curing are essential for today screen printing . High quality Quartz lamps with high density power are used here. Equipped with power control and substrate temperature regulation system.

CLH series are developed versions of QLH, equipped with temperature regulation and sensing in 2 MODES

AUT 1 /MAN1- REACH THE TEMPERATURE AND CONTROLL IT, DO NOT EXCEED SET LEVEL OF POWER

(Specially useful curing temperature sensitive substrates)

AUT2/MAN 2 – REACH THE TEMPERATURE AND CONTROLL IT, NO LIMIT FOR POWER LEVEL USED

(Specially useful curing precise temperature setting sensitive inks)

## FEATURES

### QLH series

- Power regulation with 5% steps
- Time regulation with 0.2 s steps (MANUAL MODE)
- 3 HEATING ZONES with all combination of work
- PREHEAT mode to compensate heat up time
- 6 MODES (AUT, AUT 1, AUT2, MAN, MAN 1, MAN 2)

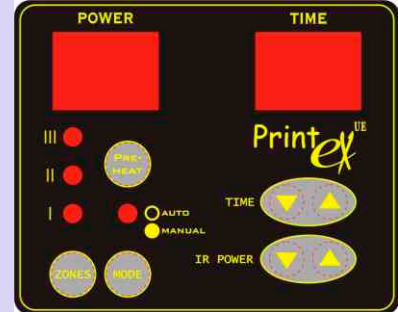
### CLH series

- Power regulation with 5% steps
- Time regulation with 0.2 s steps (MANUAL MODE)
- 3 HEATING ZONES with all combination of work
- TEST MODE
- Temperature regulation and sensing
- 6 MODES (AUT, AUT 1, AUT2, MAN, MAN 1, MAN 2)

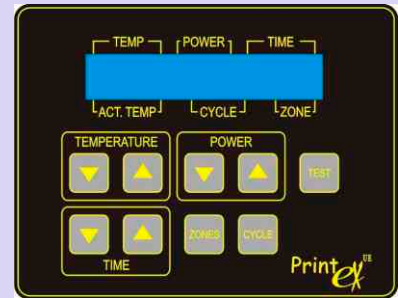
### Optional

**Smart Power Management System**, consist of TIME DIVISION MODULE reducing POWER/CURRENT to 33% or 66% of Nominal value. Power reduction should be compensated with longer heating time. The MODULE can also generate PAUSE signal for Tunnel Dryer.

### OPERATOR'S PANEL QLH series



### OPERATOR'S PANEL CLH series



MODEL	HEATING AREA	QUARTZ ELEMENTS	HEATING ZONES	SMART POWER MANAGEMENT	ADJUSTABLE STAND
QLH/CLH 1618	41 x 46 cm	8 pcs, total 12 kW	3, VERTICAL	OPTION	INCLUDED
QLH/CLH 2020	50 x 50 cm	9 pcs, total 13.5 kW	3, HORIZONTAL	OPTION	INCLUDED
QLH/CLH 2024	50 x 60 cm	12 pcs, total 18 kW	3, HORIZONTAL	OPTION	INCLUDED
QLH/CLH 2030	50 x 75 cm	14 pcs, total 21 kW	3, HORIZONTAL	OPTION	INCLUDED
QLH/CLH 2432	60 x 80 cm	15 pcs, total 22.5 kW	3, HORIZONTAL	OPTION	INCLUDED
QLH/CLH 4336	110 x 91 cm	20 pcs, total 40 kW	3, HORIZONTAL	INCLUDED	INCLUDED